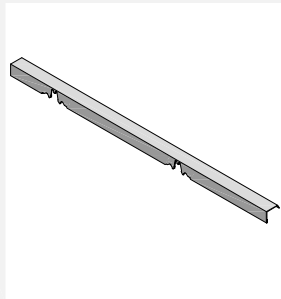


# RIDGE CLOSURE

RA 170\_500  
\_550  
\_600

## NOTES



### MATERIALS

mill finish aluminum  
pre-painted aluminum  
copper  
stainless steel  
galvanized steel  
zinc

### SUITABLE FOR

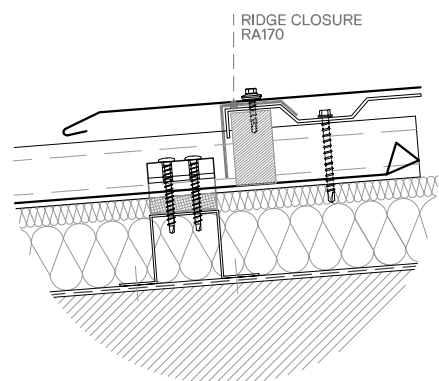
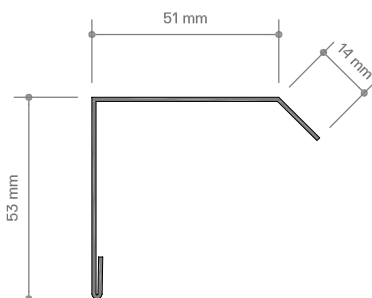
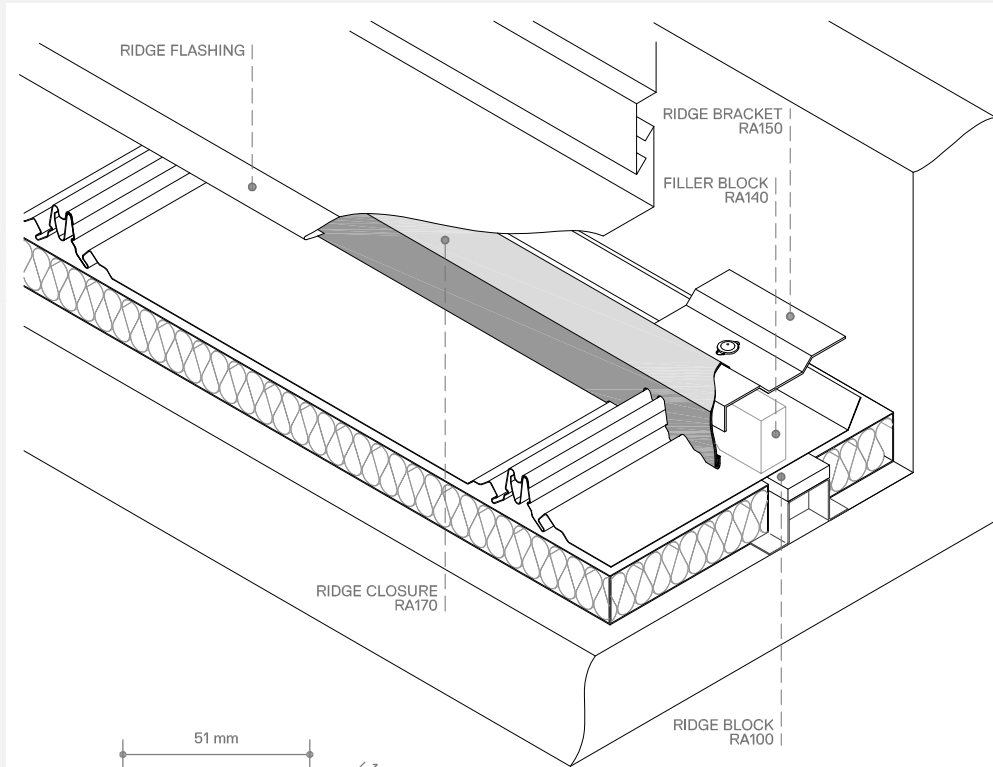
Riverclack 500  
Riverclack 550  
Riverclack Grip 600

### OPTIONAL COMPONENTS

EPDM (adhesive) rubber band

[WWW.RIVERCLACK.COM](http://WWW.RIVERCLACK.COM)

## TECHNICAL SITUATION



item	L (mm)	L working (mm)
RA 170_500	1040	1000
RA 170_550	1140	1100
RA 170_600	1240	1200

## INSTALLATION SEQUENCE

